

**September 5th, 2009**
**Mountain Bike - Communiqué n°61a**
**CROSS-COUNTRY OLYMPIC**
**Results**
**Men Elite**

7 Laps - Distance: 45.29 km - Average Speed: 21.80 km/h

Rank	Race Nr	UCI Code	NAME / First Name	National Team	Time
1	9	SUI19860513	SCHURTER Nino	SWITZERLAND	2:04:39
2	3	FRA19800816	ABSALON Julien	FRANCE	+00:03
3	5	SUI19820218	VOGEL Florian	SWITZERLAND	+00:58
4	2	ESP19780824	HERMIDA RAMOS José Antonio	SPAIN	+00:58
5	8	CAN19770414	KABUSH Geoff	CANADA	+02:04
6	17	FRA19781126	RAVANEL Cédric	FRANCE	+02:35
7	13	FRA19770522	PERAUD Jean-Christophe	FRANCE	+02:59
8	25	USA19751225	WELLS Todd	UNITED STATES OF AMERICA	+03:06
9	18	CZE19850108	KULHAVY Jaroslav	CZECH REPUBLIC	+03:22
10	1	SUI19760413	SAUSER Christoph	SWITZERLAND	+03:45
11	16	ITA19841012	FONTANA Marco Aurelio	ITALY	+03:56
12	19	FRA19860305	TEMPIER Stéphane	FRANCE	+04:09
13	12	SUI19820416	GUJAN Martin	SWITZERLAND	+04:24
14	42	BEL19760617	NYS Sven	BELGIUM	+04:30
15	14	AUS19790718	JONGEWAARD Chris	AUSTRALIA	+04:35
16	11	BEL19760427	PAULISSEN Roel	BELGIUM	+04:44
17	20	SWE19850504	LINDGREN Emil	SWEDEN	+04:51
18	23	USA19810815	CRAIG Adam	UNITED STATES OF AMERICA	+05:03
19	71	BEL19710305	MEIRHAEGHE Filip	BELGIUM	+05:16
20	28	ESP19830901	LEJARRETA ERRASTI Inaki	SPAIN	+05:22
21	27	ESP19840909	RUZAFÁ CUETO Ruben	SPAIN	+05:23
22	53	CAN19850529	PLAXTON Max	CANADA	+06:07
23	7	GER19820624	MILATZ Moritz	GERMANY	+06:36
24	37	ESP19810928	COLOMA NICOLAS Carlos	SPAIN	+06:45
25	21	CZE19770322	SPESNY Milan	CZECH REPUBLIC	+06:53
26	39	NED19820515	PIETERSMA Jelmer	NETHERLANDS	+06:58
27	66	ITA19840911	LONGO Tony	ITALY	+07:08
28	15	ESP19840925	MANTECON GUTIERREZ Sergio	SPAIN	+07:28
29	32	USA19851211	SCHULTZ Samuel	UNITED STATES OF AMERICA	+07:31
30	30	NED19840116	VAN HOUTS Rudi	NETHERLANDS	+07:32
31	50	BRA19790814	VALERIANO Rubens	BRAZIL	+07:48
32	31	AUS19850809	MCCONNELL Daniel	AUSTRALIA	+08:19
33	55	AUT19800308	MARKT Karl	AUSTRIA	+08:30
34	33	USA19780811	HORGAN-KOBELSKI Jeremy	UNITED STATES OF AMERICA	+09:01
35	52	AUS19860825	HENDERSON Ben	AUSTRALIA	+09:16
36	35	CZE19860711	SKARNITZL Jan	CZECH REPUBLIC	+10:31
37	26	CAN19841019	ZANDSTRA Derek	CANADA	+10:46
38	49	GER19820330	FUMIC Manuel	GERMANY	+11:00
39	72	AUS19800122	TABERLAY Sid	AUSTRALIA	+11:01
40	68	SVK19860812	LAMI Michal	SLOVAKIA	+11:07
41	24	GBR19820412	KILLEEN Liam	GREAT BRITAIN	+11:16
42	56	CAN19760503	MCGRATH Seamus	CANADA	+11:37
43	6	SUI19840131	FLÜCKIGER Lukas	SWITZERLAND	+11:48

Legend :

-nLAP = Lapped with n laps to go - DNFn = Did Not Finish, abandoned in lap n - DNS = Did Not Start

05.09.2009 - 16:30 &gt; 75 competitors

<http://www.uci.ch>

Page 1/2

 Finish Judge  
**WARD Tim (AUS)**

 UCI President of the Commissaires' panel  
**MCCORD Andy (USA)**



# 2009 UCI MOUNTAIN BIKE & TRIALS WORLD CHAMPIONSHIPS

# CANBERRA AUSTRALIA

September 5th, 2009

Mountain Bike - Communiqué n°61a

## CROSS-COUNTRY OLYMPIC

### Results

Men Elite

7 Laps - Distance: 45.29 km - Average Speed: 21.80 km/h

Rank	Race Nr	UCI Code	NAME / First Name	National Team	Time
44	40	RUS19811026	GOGOLEV Maxim	RUSSIAN FEDERATION	+11:52
45	65	RUS19840808	GOGOLEV Anton	RUSSIAN FEDERATION	+12:07
46	45	JPN19850820	YAMAMOTO Kohei	JAPAN	+12:14
47	77	CHN19820129	JI Jianhua	PEOPLE'S REPUBLIC OF CHINA	+12:36
48	61	BEL19860212	BREMS Bjorn	BELGIUM	+12:41
49	34	AUT19770520	METZLER Hannes	AUSTRIA	+13:09
50	60	CZE19821102	BOUDNY Pavel	CZECH REPUBLIC	+13:18
51	38	NAM19831011	BASSINGTHWAIGHTE Marc	NAMIBIA	+13:29
52	63	COL19840508	CASTANEDA MONSALVE Fabio Hernando	COLOMBIA	+13:50
53	46	BRA19780719	CRUZ Edivando De Souza	BRAZIL	+13:52
54	76	USA19750603	DECKER Carl	UNITED STATES OF AMERICA	+14:27
55	48	AUS19790630	COOPER Dylan	AUSTRALIA	+14:53
56	22	GRE19860626	ILIAS Periklis	GREECE	+16:46
57	64	NZL19791223	HOULTHAM Stuart	NEW-ZEALAND	+16:51
58	67	RUS19830105	SELEDKOV Ivan	RUSSIAN FEDERATION	+17:09
59	36	CHI19791012	SILVA IBACETA Cristobal	CHILE	-1LAP
60	41	BRA19800907	PSCHEIDT Ricardo	BRAZIL	-1LAP
61	54	AUS19790609	BLAIR Andrew	AUSTRALIA	-2LAP
62	78	JPN19800104	TSUJIURA Keiichi	JAPAN	-2LAP
63	79	CHN19820904	ZHANG Shufeng	PEOPLE'S REPUBLIC OF CHINA	-2LAP
64	75	KAZ19860417	KAZANTSEV Kirill	KAZAKHSTAN	-3LAP
65	51	USA19731223	BRODERICK Michael	UNITED STATES OF AMERICA	-3LAP
66	43	AUT19790625	LAKATA Alban	AUSTRIA	-5LAP
67	69	JPN19860109	ONODERA Ken	JAPAN	-5LAP
68	62	CYP19861031	ATHANASIADIS Marios	CYPRUS	-6LAP
	59	ITA19810519	CATTANEO Johnny	ITALY	DNF5
	70	NZL19810527	SHARRATT Brendon	NEW-ZEALAND	DNF5
	29	NED19760514	PETERS Bas	NETHERLANDS	DNF4
	73	DEN19800108	NIELSEN Klaus	DENMARK	DNF4
	57	RUS19840414	PECHENIN Evgeniy	RUSSIAN FEDERATION	DNF3
	74	NZL19810215	NORTHCOTT Michael	NEW-ZEALAND	DNF3
	80	POL19780706	KARCZYNSKI Marcin	POLAND	DNF1

Legend :

-nLAP = Lapped with n laps to go - DNFn = Did Not Finish, abandoned in lap n - DNS = Did Not Start

05.09.2009 - 16:30 > 75 competitors

<http://www.uci.ch>

Page 2/2

Finish Judge  
**WARD Tim (AUS)**

UCI President of the Commissaires' panel  
**MCCORD Andy (USA)**

Timing and Results provided by



**STROMLO**  
FOREST PARK  
CANBERRA AUSTRALIA



**WALTERTURNBULL**  
your extra asset

**CROWNE PLAZA**  
CANBERRA  
THE PLACE TO MEET.



September 5th, 2009

Mountain Bike - Communiqué n°61b

**CROSS-COUNTRY OLYMPIC**

**Race Analysis**

**Men Elite**


Rank	Race Nr	NAME / First Name	National Team							Avg	Time	Gap		
			LAP 1	LAP 2	LAP 3	LAP 4	LAP 5	LAP 6	LAP 7					
<b>1</b>	<b>9</b>	<b>SCHURTER Nino</b>	<b>SUI</b>		<b>SWITZERLAND</b>							<b>21.8</b>	<b>2:04:39</b>	
		17:50 (2)	35:42 (2)	53:29 (1)	1:11:19 (3)	1:28:58 (2)	1:47:09 (2)	2:04:39 (1)						
		17:50 (2)	17:52 (5)	17:47 (2)	17:50 (1)	17:39 (1)	18:11 (3)	17:30 (1)						
<b>2</b>	<b>3</b>	<b>ABSALON Julien</b>	<b>FRA</b>		<b>FRANCE</b>							<b>21.79</b>	<b>2:04:42</b>	<b>+00:03</b>
		17:51 (4)	35:42 (1)	53:29 (2)	1:11:19 (2)	1:28:58 (1)	1:47:09 (1)	2:04:42 (2)						
		17:51 (4)	17:51 (3)	17:47 (2)	17:50 (1)	17:39 (1)	18:11 (3)	17:33 (2)						
<b>3</b>	<b>5</b>	<b>VOGEL Florian</b>	<b>SUI</b>		<b>SWITZERLAND</b>							<b>21.63</b>	<b>2:05:37</b>	<b>+00:58</b>
		17:50 (3)	35:42 (3)	53:30 (4)	1:11:20 (4)	1:29:20 (4)	1:47:30 (4)	2:05:37 (3)						
		17:50 (3)	17:52 (5)	17:48 (4)	17:50 (1)	18:00 (3)	18:10 (1)	18:07 (3)						
<b>4</b>	<b>2</b>	<b>HERMIDA RAMOS José Antonio</b>	<b>ESP</b>		<b>SPAIN</b>							<b>21.63</b>	<b>2:05:37</b>	<b>+00:58</b>
		17:56 (12)	35:46 (7)	53:29 (3)	1:11:19 (1)	1:29:19 (3)	1:47:29 (3)	2:05:37 (4)						
		17:56 (12)	17:50 (2)	17:43 (1)	17:50 (1)	18:00 (3)	18:10 (1)	18:08 (4)						
<b>5</b>	<b>8</b>	<b>KABUSH Geoff</b>	<b>CAN</b>		<b>CANADA</b>							<b>21.44</b>	<b>2:06:43</b>	<b>+02:04</b>
		17:50 (1)	35:43 (5)	53:42 (7)	1:11:39 (5)	1:29:46 (5)	1:48:01 (5)	2:06:43 (5)						
		17:50 (1)	17:53 (8)	17:59 (7)	17:57 (5)	18:07 (5)	18:15 (5)	18:42 (14)						
<b>6</b>	<b>17</b>	<b>RAVANEL Cédric</b>	<b>FRA</b>		<b>FRANCE</b>							<b>21.36</b>	<b>2:07:14</b>	<b>+02:35</b>
		18:06 (16)	36:19 (16)	54:28 (14)	1:12:34 (11)	1:30:43 (10)	1:49:04 (6)	2:07:14 (6)						
		18:06 (16)	18:13 (20)	18:09 (11)	18:06 (7)	18:09 (6)	18:21 (6)	18:10 (5)						
<b>7</b>	<b>13</b>	<b>PERAUD Jean-Christophe</b>	<b>FRA</b>		<b>FRANCE</b>							<b>21.29</b>	<b>2:07:38</b>	<b>+02:59</b>
		18:02 (13)	36:00 (10)	54:27 (9)	1:12:33 (9)	1:30:42 (7)	1:49:04 (7)	2:07:38 (7)						
		18:02 (13)	17:58 (11)	18:27 (23)	18:06 (7)	18:09 (6)	18:22 (8)	18:34 (10)						
<b>8</b>	<b>25</b>	<b>WELLS Todd</b>	<b>USA</b>		<b>UNITED STATES OF AMERICA</b>							<b>21.27</b>	<b>2:07:45</b>	<b>+03:06</b>
		18:43 (29)	36:21 (18)	54:27 (12)	1:12:26 (8)	1:30:43 (9)	1:49:05 (8)	2:07:45 (8)						
		18:43 (29)	17:38 (1)	18:06 (8)	17:59 (6)	18:17 (9)	18:22 (8)	18:40 (11)						
<b>9</b>	<b>18</b>	<b>KULHAVY Jaroslav</b>	<b>CZE</b>		<b>CZECH REPUBLIC</b>							<b>21.23</b>	<b>2:08:01</b>	<b>+03:22</b>
		18:15 (19)	36:19 (15)	54:28 (16)	1:12:46 (15)	1:31:05 (13)	1:49:31 (9)	2:08:01 (9)						
		18:15 (19)	18:04 (15)	18:09 (11)	18:18 (14)	18:19 (10)	18:26 (11)	18:30 (9)						
<b>10</b>	<b>1</b>	<b>SAUSER Christoph</b>	<b>SUI</b>		<b>SWITZERLAND</b>							<b>21.16</b>	<b>2:08:24</b>	<b>+03:45</b>
		18:03 (14)	36:04 (13)	54:26 (8)	1:12:34 (10)	1:31:01 (12)	1:49:32 (10)	2:08:24 (10)						
		18:03 (14)	18:01 (12)	18:22 (18)	18:08 (10)	18:27 (12)	18:31 (13)	18:52 (17)						
<b>11</b>	<b>16</b>	<b>FONTANA Marco Aurelio</b>	<b>ITA</b>		<b>ITALY</b>							<b>21.13</b>	<b>2:08:35</b>	<b>+03:56</b>
		17:52 (7)	35:47 (9)	53:39 (6)	1:12:01 (7)	1:30:42 (6)	1:49:32 (11)	2:08:35 (11)						
		17:52 (7)	17:55 (10)	17:52 (5)	18:22 (17)	18:41 (18)	18:50 (20)	19:03 (20)						
<b>12</b>	<b>19</b>	<b>TEMPIER Stéphane</b>	<b>FRA</b>		<b>FRANCE</b>							<b>21.1</b>	<b>2:08:48</b>	<b>+04:09</b>
		17:52 (8)	36:04 (12)	54:27 (10)	1:12:46 (14)	1:31:16 (15)	1:50:04 (14)	2:08:48 (12)						
		17:52 (8)	18:12 (18)	18:23 (20)	18:19 (15)	18:30 (13)	18:48 (19)	18:44 (16)						
<b>13</b>	<b>12</b>	<b>GUJAN Martin</b>	<b>SUI</b>		<b>SWITZERLAND</b>							<b>21.06</b>	<b>2:09:03</b>	<b>+04:24</b>
		18:18 (21)	36:20 (17)	54:28 (15)	1:12:35 (12)	1:30:55 (11)	1:49:48 (13)	2:09:03 (13)						
		18:18 (21)	18:02 (13)	18:08 (9)	18:07 (9)	18:20 (11)	18:53 (21)	19:15 (26)						
<b>14</b>	<b>42</b>	<b>NYS Sven</b>	<b>BEL</b>		<b>BELGIUM</b>							<b>21.04</b>	<b>2:09:09</b>	<b>+04:30</b>
		17:51 (6)	35:43 (6)	53:38 (5)	1:11:46 (6)	1:30:43 (8)	1:49:36 (12)	2:09:09 (14)						
		17:51 (6)	17:52 (5)	17:55 (6)	18:08 (10)	18:57 (29)	18:53 (21)	19:33 (32)						
<b>15</b>	<b>14</b>	<b>JONGEWAARD Chris</b>	<b>AUS</b>		<b>AUSTRALIA</b>							<b>21.03</b>	<b>2:09:14</b>	<b>+04:35</b>
		18:33 (25)	36:50 (25)	55:01 (22)	1:13:23 (17)	1:32:12 (17)	1:50:33 (16)	2:09:14 (15)						
		18:33 (25)	18:17 (24)	18:11 (13)	18:22 (17)	18:49 (25)	18:21 (6)	18:41 (13)						

Legend : 1st line = Total Time (rank) 2nd line = Lap Time (rank for that lap) -nLAP = Lapped with n laps to go DNFn = Did Not Finish, abandoned in lap n

05.09.2009 - 16:31 > 75 riders competing

<http://www.uci.ch>

Page 1/5

Timing and Results provided by  **TISSOT**  
SWISS WATCHES SINCE 1853



**STROMLO**  
FOREST PARK  
CANBERRA AUSTRALIA



**WALTERTURNBULL**  
your extra asset

**CROWNE PLAZA**  
CANBERRA  
THE PLACE TO MEET.



September 5th, 2009

Mountain Bike - Communiqué n°61b

**CROSS-COUNTRY OLYMPIC**

**Race Analysis**

**Men Elite**


Rank	Race Nr	NAME / First Name	National Team							Avg	Time	Gap
		LAP 1	LAP 2	LAP 3	LAP 4	LAP 5	LAP 6	LAP 7				
<b>16</b>	<b>11</b>	<b>PAULISSEN Roel</b>	<b>BEL BELGIUM</b>							<b>21</b>	<b>2:09:23</b>	<b>+04:44</b>
		17:53 (10)	36:00 (11)	54:27 (11)	1:12:36 (13)	1:31:09 (14)	1:50:14 (15)	2:09:23 (16)				
		17:53 (10)	18:07 (16)	18:27 (23)	18:09 (12)	18:33 (15)	19:05 (25)	19:09 (22)				
<b>17</b>	<b>20</b>	<b>LINDGREN Emil</b>	<b>SWE SWEDEN</b>							<b>20.98</b>	<b>2:09:30</b>	<b>+04:51</b>
		17:51 (5)	35:42 (4)	55:00 (21)	1:13:17 (16)	1:32:03 (16)	1:50:47 (17)	2:09:30 (17)				
		17:51 (5)	17:51 (3)	19:18 (46)	18:17 (13)	18:46 (21)	18:44 (15)	18:43 (15)				
<b>18</b>	<b>23</b>	<b>CRAIG Adam</b>	<b>USA UNITED STATES OF AMERICA</b>							<b>20.95</b>	<b>2:09:42</b>	<b>+05:03</b>
		18:50 (31)	36:58 (26)	55:19 (23)	1:13:44 (21)	1:32:32 (20)	1:51:02 (18)	2:09:42 (18)				
		18:50 (31)	18:08 (17)	18:21 (16)	18:25 (19)	18:48 (24)	18:30 (12)	18:40 (11)				
<b>19</b>	<b>71</b>	<b>MEIRHAEGHE Filip</b>	<b>BEL BELGIUM</b>							<b>20.92</b>	<b>2:09:55</b>	<b>+05:16</b>
		19:25 (40)	37:27 (32)	55:35 (28)	1:14:23 (26)	1:32:57 (23)	1:51:30 (19)	2:09:55 (19)				
		19:25 (40)	18:02 (13)	18:08 (9)	18:48 (28)	18:34 (16)	18:33 (14)	18:25 (8)				
<b>20</b>	<b>28</b>	<b>LEJARRETA ERRASTI Inaki</b>	<b>ESP SPAIN</b>							<b>20.9</b>	<b>2:10:01</b>	<b>+05:22</b>
		19:45 (52)	38:29 (43)	56:55 (38)	1:15:14 (34)	1:33:24 (27)	1:51:47 (23)	2:10:01 (20)				
		19:45 (52)	18:44 (38)	18:26 (21)	18:19 (15)	18:10 (8)	18:23 (10)	18:14 (6)				
<b>21</b>	<b>27</b>	<b>RUZAFU CUETO Ruben</b>	<b>ESP SPAIN</b>							<b>20.9</b>	<b>2:10:02</b>	<b>+05:23</b>
		18:03 (15)	36:48 (24)	55:35 (27)	1:14:23 (25)	1:32:57 (22)	1:51:42 (21)	2:10:02 (21)				
		18:03 (15)	18:45 (39)	18:47 (35)	18:48 (28)	18:34 (16)	18:45 (16)	18:20 (7)				
<b>22</b>	<b>53</b>	<b>PLAXTON Max</b>	<b>CAN CANADA</b>							<b>20.78</b>	<b>2:10:46</b>	<b>+06:07</b>
		18:42 (28)	36:58 (27)	55:19 (24)	1:13:45 (22)	1:32:31 (19)	1:51:31 (20)	2:10:46 (22)				
		18:42 (28)	18:16 (23)	18:21 (16)	18:26 (20)	18:46 (21)	19:00 (24)	19:15 (26)				
<b>23</b>	<b>7</b>	<b>MILATZ Moritz</b>	<b>GER GERMANY</b>							<b>20.7</b>	<b>2:11:15</b>	<b>+06:36</b>
		18:10 (18)	36:47 (23)	55:00 (20)	1:13:34 (19)	1:32:20 (18)	1:51:46 (22)	2:11:15 (23)				
		18:10 (18)	18:37 (34)	18:13 (14)	18:34 (21)	18:46 (21)	19:26 (33)	19:29 (30)				
<b>24</b>	<b>37</b>	<b>COLOMA NICOLAS Carlos</b>	<b>ESP SPAIN</b>							<b>20.68</b>	<b>2:11:24</b>	<b>+06:45</b>
		18:43 (30)	37:03 (29)	56:11 (33)	1:15:14 (33)	1:33:45 (30)	1:52:30 (27)	2:11:24 (24)				
		18:43 (30)	18:20 (26)	19:08 (41)	19:03 (36)	18:31 (14)	18:45 (16)	18:54 (19)				
<b>25</b>	<b>21</b>	<b>SPESNY Milan</b>	<b>CZE CZECH REPUBLIC</b>							<b>20.66</b>	<b>2:11:32</b>	<b>+06:53</b>
		18:20 (23)	36:32 (21)	54:59 (18)	1:13:34 (20)	1:32:41 (21)	1:51:56 (24)	2:11:32 (25)				
		18:20 (23)	18:12 (18)	18:27 (23)	18:35 (22)	19:07 (30)	19:15 (30)	19:36 (34)				
<b>26</b>	<b>39</b>	<b>PIETERSMA Jelder</b>	<b>NED NETHERLANDS</b>							<b>20.65</b>	<b>2:11:37</b>	<b>+06:58</b>
		18:39 (26)	37:36 (33)	56:32 (35)	1:15:15 (35)	1:34:00 (31)	1:52:45 (29)	2:11:37 (26)				
		18:39 (26)	18:57 (44)	18:56 (37)	18:43 (26)	18:45 (20)	18:45 (16)	18:52 (17)				
<b>27</b>	<b>66</b>	<b>LONGO Tony</b>	<b>ITA ITALY</b>							<b>20.62</b>	<b>2:11:47</b>	<b>+07:08</b>
		18:19 (22)	36:44 (22)	55:20 (25)	1:14:18 (24)	1:33:14 (26)	1:52:25 (26)	2:11:47 (27)				
		18:19 (22)	18:25 (28)	18:36 (27)	18:58 (33)	18:56 (28)	19:11 (29)	19:22 (28)				
<b>28</b>	<b>15</b>	<b>MANTECON GUTIERREZ Sergio</b>	<b>ESP SPAIN</b>							<b>20.57</b>	<b>2:12:07</b>	<b>+07:28</b>
		18:26 (24)	37:02 (28)	55:39 (29)	1:14:23 (27)	1:33:06 (25)	1:52:24 (25)	2:12:07 (28)				
		18:26 (24)	18:36 (33)	18:37 (28)	18:44 (27)	18:43 (19)	19:18 (31)	19:43 (38)				
<b>29</b>	<b>32</b>	<b>SCHULTZ Samuel</b>	<b>USA UNITED STATES OF AMERICA</b>							<b>20.56</b>	<b>2:12:10</b>	<b>+07:31</b>
		18:52 (32)	37:24 (30)	55:54 (30)	1:14:43 (29)	1:33:37 (29)	1:53:00 (32)	2:12:10 (29)				
		18:52 (32)	18:32 (31)	18:30 (26)	18:49 (30)	18:54 (27)	19:23 (32)	19:10 (23)				
<b>30</b>	<b>30</b>	<b>VAN HOUTS Rudi</b>	<b>NED NETHERLANDS</b>							<b>20.56</b>	<b>2:12:11</b>	<b>+07:32</b>
		18:06 (17)	36:19 (14)	55:00 (19)	1:13:49 (23)	1:32:58 (24)	1:52:36 (28)	2:12:11 (30)				
		18:06 (17)	18:13 (20)	18:41 (30)	18:49 (30)	19:09 (31)	19:38 (38)	19:35 (33)				

Legend : 1st line = Total Time (rank) 2nd line = Lap Time (rank for that lap) -nLAP = Lapped with n laps to go DNFn = Did Not Finish, abandoned in lap n

05.09.2009 - 16:31 > 75 riders competing

<http://www.uci.ch>

Page 2/5

Timing and Results provided by  **TISSOT**  
SWISS WATCHES SINCE 1853



**STROMLO**  
FOREST PARK  
CANBERRA AUSTRALIA



**WALTERTURNBULL**  
your extra asset

**CROWNE PLAZA**  
CANBERRA  
THE PLACE TO MEET.





# 2009 UCI MOUNTAIN BIKE & TRIALS WORLD CHAMPIONSHIPS

## CANBERRA AUSTRALIA

September 5th, 2009

Mountain Bike - Communiqué n°61b

### CROSS-COUNTRY OLYMPIC

#### Race Analysis

Men Elite

Rank	Race Nr	NAME / First Name	National Team		Avg	Time	Gap	
		LAP 1	LAP 2	LAP 3	LAP 4	LAP 5	LAP 6	LAP 7
<b>31</b>	<b>50</b>	<b>VALERIANO Rubens</b>	<b>BRA</b>	<b>BRAZIL</b>	<b>20.52</b>	<b>2:12:27</b>	<b>+07:48</b>	
		19:14 (37)	37:37 (35)	55:54 (31)	1:14:44 (30)	1:33:37 (28)	1:52:45 (30)	2:12:27 (31)
		19:14 (37)	18:23 (27)	18:17 (15)	18:50 (32)	18:53 (26)	19:08 (27)	19:42 (37)
<b>32</b>	<b>31</b>	<b>MCCONNELL Daniel</b>	<b>AUS</b>	<b>AUSTRALIA</b>	<b>20.44</b>	<b>2:12:58</b>	<b>+08:19</b>	
		17:54 (11)	36:21 (19)	55:20 (26)	1:14:43 (28)	1:34:01 (32)	1:52:59 (31)	2:12:58 (32)
		17:54 (11)	18:27 (29)	18:59 (39)	19:23 (44)	19:18 (35)	18:58 (23)	19:59 (44)
<b>33</b>	<b>55</b>	<b>MARKT Karl</b>	<b>AUT</b>	<b>AUSTRIA</b>	<b>20.41</b>	<b>2:13:09</b>	<b>+08:30</b>	
		19:34 (46)	38:22 (41)	56:59 (39)	1:15:39 (37)	1:34:59 (34)	1:54:05 (34)	2:13:09 (33)
		19:34 (46)	18:48 (40)	18:37 (28)	18:40 (24)	19:20 (36)	19:06 (26)	19:04 (21)
<b>34</b>	<b>33</b>	<b>HORGAN-KOBELSKI Jeremy</b>	<b>USA</b>	<b>UNITED STATES OF AMERICA</b>	<b>20.33</b>	<b>2:13:40</b>	<b>+09:01</b>	
		19:06 (36)	37:58 (37)	56:55 (37)	1:15:54 (39)	1:35:05 (37)	1:54:15 (35)	2:13:40 (34)
		19:06 (36)	18:52 (42)	18:57 (38)	18:59 (34)	19:11 (33)	19:10 (28)	19:25 (29)
<b>35</b>	<b>52</b>	<b>HENDERSON Ben</b>	<b>AUS</b>	<b>AUSTRALIA</b>	<b>20.29</b>	<b>2:13:55</b>	<b>+09:16</b>	
		19:01 (35)	37:36 (34)	55:58 (32)	1:14:57 (32)	1:34:19 (33)	1:53:51 (33)	2:13:55 (35)
		19:01 (35)	18:35 (32)	18:22 (18)	18:59 (34)	19:22 (38)	19:32 (35)	20:04 (45)
<b>36</b>	<b>35</b>	<b>SKARNITZL Jan</b>	<b>CZE</b>	<b>CZECH REPUBLIC</b>	<b>20.1</b>	<b>2:15:10</b>	<b>+10:31</b>	
		19:53 (55)	38:35 (45)	57:22 (43)	1:16:31 (41)	1:35:40 (39)	1:55:31 (38)	2:15:10 (36)
		19:53 (55)	18:42 (35)	18:47 (35)	19:09 (37)	19:09 (31)	19:51 (41)	19:39 (36)
<b>37</b>	<b>26</b>	<b>ZANDSTRA Derek</b>	<b>CAN</b>	<b>CANADA</b>	<b>20.07</b>	<b>2:15:25</b>	<b>+10:46</b>	
		19:25 (39)	38:13 (40)	56:59 (40)	1:15:39 (38)	1:35:04 (36)	1:55:10 (36)	2:15:25 (37)
		19:25 (39)	18:48 (40)	18:46 (33)	18:40 (24)	19:25 (39)	20:06 (48)	20:15 (49)
<b>38</b>	<b>49</b>	<b>FUMIC Manuel</b>	<b>GER</b>	<b>GERMANY</b>	<b>20.03</b>	<b>2:15:39</b>	<b>+11:00</b>	
		18:18 (20)	36:32 (20)	54:58 (17)	1:13:34 (18)	1:35:03 (35)	1:55:22 (37)	2:15:39 (38)
		18:18 (20)	18:14 (22)	18:26 (21)	18:36 (23)	21:29 (58)	20:19 (54)	20:17 (50)
<b>39</b>	<b>72</b>	<b>TABERLAY Sid</b>	<b>AUS</b>	<b>AUSTRALIA</b>	<b>20.03</b>	<b>2:15:40</b>	<b>+11:01</b>	
		20:10 (58)	38:29 (44)	57:15 (41)	1:16:31 (42)	1:36:10 (41)	1:56:09 (40)	2:15:40 (39)
		20:10 (58)	18:19 (25)	18:46 (33)	19:16 (40)	19:39 (45)	19:59 (47)	19:31 (31)
<b>40</b>	<b>68</b>	<b>LAMI Michal</b>	<b>SVK</b>	<b>SLOVAKIA</b>	<b>20.02</b>	<b>2:15:46</b>	<b>+11:07</b>	
		19:44 (50)	38:50 (47)	58:14 (46)	1:17:38 (46)	1:36:59 (44)	1:56:33 (42)	2:15:46 (40)
		19:44 (50)	19:06 (46)	19:24 (49)	19:24 (46)	19:21 (37)	19:34 (36)	19:13 (25)
<b>41</b>	<b>24</b>	<b>KILLEEN Liam</b>	<b>GBR</b>	<b>GREAT BRITAIN</b>	<b>19.99</b>	<b>2:15:55</b>	<b>+11:16</b>	
		19:32 (44)	38:36 (46)	58:03 (45)	1:17:26 (44)	1:37:13 (47)	1:56:43 (44)	2:15:55 (41)
		19:32 (44)	19:04 (45)	19:27 (52)	19:23 (44)	19:47 (47)	19:30 (34)	19:12 (24)
<b>42</b>	<b>56</b>	<b>MCGRATH Seamus</b>	<b>CAN</b>	<b>CANADA</b>	<b>19.94</b>	<b>2:16:16</b>	<b>+11:37</b>	
		18:55 (33)	37:38 (36)	56:43 (36)	1:15:55 (40)	1:35:49 (40)	1:56:03 (39)	2:16:16 (42)
		18:55 (33)	18:43 (37)	19:05 (40)	19:12 (39)	19:54 (50)	20:14 (50)	20:13 (47)
<b>43</b>	<b>6</b>	<b>FLÜCKIGER Lukas</b>	<b>SUI</b>	<b>SWITZERLAND</b>	<b>19.91</b>	<b>2:16:27</b>	<b>+11:48</b>	
		17:53 (9)	35:47 (8)	54:28 (13)	1:14:48 (31)	1:36:30 (42)	1:56:44 (45)	2:16:27 (43)
		17:53 (9)	17:54 (9)	18:41 (30)	20:20 (61)	21:42 (59)	20:14 (50)	19:43 (38)
<b>44</b>	<b>40</b>	<b>GOGOLEV Maxim</b>	<b>RUS</b>	<b>RUSSIAN FEDERATION</b>	<b>19.91</b>	<b>2:16:31</b>	<b>+11:52</b>	
		19:30 (43)	38:12 (39)	57:22 (42)	1:17:00 (43)	1:36:52 (43)	1:56:43 (43)	2:16:31 (44)
		19:30 (43)	18:42 (35)	19:10 (42)	19:38 (51)	19:52 (48)	19:51 (41)	19:48 (41)
<b>45</b>	<b>65</b>	<b>GOGOLEV Anton</b>	<b>RUS</b>	<b>RUSSIAN FEDERATION</b>	<b>19.87</b>	<b>2:16:46</b>	<b>+12:07</b>	
		19:24 (38)	38:50 (48)	58:30 (50)	1:17:55 (49)	1:37:22 (48)	1:56:57 (46)	2:16:46 (45)
		19:24 (38)	19:26 (58)	19:40 (60)	19:25 (47)	19:27 (41)	19:35 (37)	19:49 (42)

Legend : 1st line = Total Time (rank) 2nd line = Lap Time (rank for that lap) -nLAP = Lapped with n laps to go DNFn = Did Not Finish, abandoned in lap n

05.09.2009 - 16:31 > 75 riders competing

<http://www.uci.ch>

Page 3/5

Timing and Results provided by **TISSOT**  
SWISS WATCHES SINCE 1853



**STROMLO**  
FOREST PARK  
CANBERRA AUSTRALIA



**WALTERTURNBULL**  
your extra asset

**CROWNE PLAZA**  
CANBERRA  
THE PLACE TO MEET.



September 5th, 2009

Mountain Bike - Communiqué n°61b

## CROSS-COUNTRY OLYMPIC

### Race Analysis

Men Elite


Rank	Race Nr	NAME / First Name	National Team							Avg	Time	Gap
			LAP 1	LAP 2	LAP 3	LAP 4	LAP 5	LAP 6	LAP 7			
<b>46</b>	<b>45</b>	<b>YAMAMOTO Kohei</b>	<b>JPN JAPAN</b>							<b>19.85</b>	<b>2:16:53</b>	<b>+12:14</b>
			19:52 (54)	39:00 (52)	58:15 (47)	1:17:43 (47)	1:37:09 (46)	1:57:04 (48)	2:16:53 (46)			
			19:52 (54)	19:08 (47)	19:15 (44)	19:28 (48)	19:26 (40)	19:55 (45)	19:49 (42)			
<b>47</b>	<b>77</b>	<b>JI Jianhua</b>	<b>CHN PEOPLE'S REPUBLIC OF CHINA</b>							<b>19.8</b>	<b>2:17:15</b>	<b>+12:36</b>
			20:10 (57)	39:23 (55)	58:36 (51)	1:17:53 (48)	1:37:09 (45)	1:57:02 (47)	2:17:15 (47)			
			20:10 (57)	19:13 (52)	19:13 (43)	19:17 (41)	19:16 (34)	19:53 (44)	20:13 (47)			
<b>48</b>	<b>61</b>	<b>BREMS Bjorn</b>	<b>BEL BELGIUM</b>							<b>19.79</b>	<b>2:17:20</b>	<b>+12:41</b>
			19:47 (53)	39:31 (58)	58:58 (58)	1:18:26 (53)	1:37:56 (50)	1:57:36 (49)	2:17:20 (48)			
			19:47 (53)	19:44 (67)	19:27 (52)	19:28 (48)	19:30 (42)	19:40 (39)	19:44 (40)			
<b>49</b>	<b>34</b>	<b>METZLER Hannes</b>	<b>AUT AUSTRIA</b>							<b>19.72</b>	<b>2:17:48</b>	<b>+13:09</b>
			18:57 (34)	37:27 (31)	56:12 (34)	1:15:23 (36)	1:35:25 (38)	1:56:18 (41)	2:17:48 (49)			
			18:57 (34)	18:30 (30)	18:45 (32)	19:11 (38)	20:02 (52)	20:53 (56)	21:30 (57)			
<b>50</b>	<b>60</b>	<b>BOUDNY Pavel</b>	<b>CZE CZECH REPUBLIC</b>							<b>19.7</b>	<b>2:17:57</b>	<b>+13:18</b>
			20:15 (61)	39:25 (56)	58:56 (57)	1:18:46 (56)	1:38:30 (54)	1:58:21 (53)	2:17:57 (50)			
			20:15 (61)	19:10 (49)	19:31 (55)	19:50 (58)	19:44 (46)	19:51 (41)	19:36 (34)			
<b>51</b>	<b>38</b>	<b>BASSINGTHWAIGHTE Marc</b>	<b>NAM NAMIBIA</b>							<b>19.67</b>	<b>2:18:08</b>	<b>+13:29</b>
			20:15 (60)	39:33 (59)	58:56 (56)	1:18:17 (51)	1:37:47 (49)	1:57:37 (50)	2:18:08 (51)			
			20:15 (60)	19:18 (53)	19:23 (48)	19:21 (42)	19:30 (42)	19:50 (40)	20:31 (53)			
<b>52</b>	<b>63</b>	<b>CASTANEDA MONSALVE Fabio Herna</b>	<b>COL COLOMBIA</b>							<b>19.62</b>	<b>2:18:29</b>	<b>+13:50</b>
			19:36 (47)	38:56 (51)	58:23 (48)	1:18:03 (50)	1:37:56 (51)	1:58:11 (51)	2:18:29 (52)			
			19:36 (47)	19:20 (54)	19:27 (52)	19:40 (52)	19:53 (49)	20:15 (52)	20:18 (51)			
<b>53</b>	<b>46</b>	<b>CRUZ Edivando De Souza</b>	<b>BRA BRAZIL</b>							<b>19.62</b>	<b>2:18:31</b>	<b>+13:52</b>
			20:06 (56)	39:28 (57)	58:44 (55)	1:18:27 (55)	1:37:57 (52)	1:58:12 (52)	2:18:31 (53)			
			20:06 (56)	19:22 (56)	19:16 (45)	19:43 (54)	19:30 (42)	20:15 (52)	20:19 (52)			
<b>54</b>	<b>76</b>	<b>DECKER Carl</b>	<b>USA UNITED STATES OF AMERICA</b>							<b>19.54</b>	<b>2:19:06</b>	<b>+14:27</b>
			20:45 (66)	39:53 (61)	59:18 (59)	1:19:04 (58)	1:39:00 (56)	1:58:56 (55)	2:19:06 (54)			
			20:45 (66)	19:08 (47)	19:25 (50)	19:46 (55)	19:56 (51)	19:56 (46)	20:10 (46)			
<b>55</b>	<b>48</b>	<b>COOPER Dylan</b>	<b>AUS AUSTRALIA</b>							<b>19.47</b>	<b>2:19:32</b>	<b>+14:53</b>
			18:41 (27)	38:01 (38)	57:45 (44)	1:17:31 (45)	1:37:57 (53)	1:58:32 (54)	2:19:32 (55)			
			18:41 (27)	19:20 (54)	19:44 (62)	19:46 (55)	20:26 (55)	20:35 (55)	21:00 (54)			
<b>56</b>	<b>22</b>	<b>ILIAS Periklis</b>	<b>GRE GREECE</b>							<b>19.22</b>	<b>2:21:25</b>	<b>+16:46</b>
			19:26 (41)	38:53 (49)	58:36 (52)	1:18:27 (54)	1:38:56 (55)	2:00:02 (56)	2:21:25 (56)			
			19:26 (41)	19:27 (61)	19:43 (61)	19:51 (59)	20:29 (56)	21:06 (57)	21:23 (56)			
<b>57</b>	<b>64</b>	<b>HOULTHAM Stuart</b>	<b>NZL NEW-ZEALAND</b>							<b>19.2</b>	<b>2:21:30</b>	<b>+16:51</b>
			20:18 (63)	39:57 (63)	59:18 (60)	1:19:55 (59)	1:40:02 (58)	2:00:15 (58)	2:21:30 (57)			
			20:18 (63)	19:39 (65)	19:21 (47)	20:37 (62)	20:07 (54)	20:13 (49)	21:15 (55)			
<b>58</b>	<b>67</b>	<b>SELEDKOV Ivan</b>	<b>RUS RUSSIAN FEDERATION</b>							<b>19.16</b>	<b>2:21:48</b>	<b>+17:09</b>
			20:41 (65)	39:53 (62)	59:19 (61)	1:18:55 (57)	1:39:01 (57)	2:00:12 (57)	2:21:48 (58)			
			20:41 (65)	19:12 (50)	19:26 (51)	19:36 (50)	20:06 (53)	21:11 (58)	21:36 (58)			
<b>59</b>	<b>36</b>	<b>SILVA IBACETA Cristobal</b>	<b>CHI CHILE</b>									<b>-1LAP</b>
			20:23 (64)	40:01 (64)	59:55 (62)	1:20:08 (60)	1:40:49 (60)					
			20:23 (64)	19:38 (64)	19:54 (63)	20:13 (60)	20:41 (57)					
<b>60</b>	<b>41</b>	<b>PSCHEIDT Ricardo</b>	<b>BRA BRAZIL</b>									<b>-1LAP</b>
			19:38 (49)	39:04 (53)	58:36 (53)	1:18:17 (52)	1:40:02 (59)					
			19:38 (49)	19:26 (58)	19:32 (57)	19:41 (53)	21:45 (60)					

Legend : 1st line = Total Time (rank) 2nd line = Lap Time (rank for that lap) -nLAP = Lapped with n laps to go DNFn = Did Not Finish, abandoned in lap n

05.09.2009 - 16:31 > 75 riders competing

<http://www.uci.ch>

Page 4/5

Timing and Results provided by  **TISSOT**  
SWISS WATCHES SINCE 1853



**STROMLO**  
FOREST PARK  
CANBERRA AUSTRALIA



**WALTERTURNBULL**  
your extra asset

**CROWNE PLAZA**  
CANBERRA  
THE PLACE TO MEET.



